


USER MANUAL EN
BELTER belt scale
Dynamic scale reset




This manual allows various zero settings to be made according to the user's needs, it can be accessed by pressing the  key.



DYNAMIC WEIGHT ZEROING

The RESET function allows the machine to be reset when the belt speed is greater than 0 and the weight is displayed below the tare threshold. **Before starting the zeroing operation, the crusher/conveyor belt must be run without load - at empty, at operating speed.**

1. Hold the **ZERO**  key from the directional menu for 3 seconds

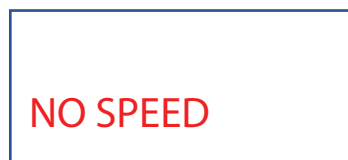
2. confirm with the ENTER key

3. now there are two options:



- the display shows the error message NO SPEED when zeroing is not possible. Check if the belt is running


- the display shows the error rate in percentage



2. confirm with the ENTER  key




5. once the user confirms his choice, the unit returns to the previous screen and a reset is performed



The zeroing operation should be performed before each new machine start-up. All other adjustments on the scale are carried out by an authorized HEMAK s.r.o. service.

ZEROING THE DAILY COUNTER

It is used to check the material weighed on a given day. The process of zeroing the daily counter is as follows :

Press the  button for 3 seconds and the display will show **ZERO**



2. Use the left and right arrow keys to navigate to PART.RESET



3. confirm with the ENTER  key and the daily counter is reset